

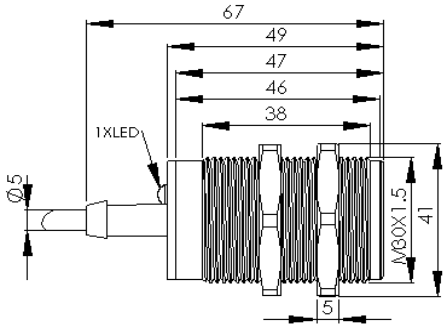
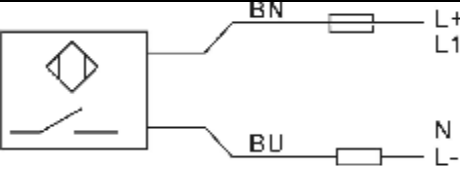


<p>ID1125 Inductive proximity sensor Metal thread M30 x 1.5 wiring Size 49mm</p> <p>Sensing range 15mm[nF] Flush</p>	
Electric design	AC/DC
Output	NO 
Operating voltage [V]	20...250 AC/DC
Current loading [mA]	250
Short-circuit protection	NO
Overload protection	NO
Voltage drop[V]	< 7.5 AC / 6 DC
Leakage current[mA]	<2(250V AC)<1.5(110V AC)<0.6(24V DC)
Real Sensing range[mm]	15±10%
Operating range[mm]	0...12
Switch-point drift[%/Sr]	-10...10
Hysteresis[%/Sr]	1...15
Switching frequency[Hz]	25AC/60DC
ESD[KV]	6KV III
EFT[KV]	2KV III
Walkie talkie experiment[mm]	<1
Adjustment factors	Low carbon steel=1 /Stainless steel approx 0.7 /Brass approx 0.4 / Aluminium approx 0.3 / Copper approx 0.2
Operating temperature[°C]	-25°C...80°C
Protection classification	IP67
Dimension	
Housing material	Stainless steel , Sensing face: PBT
Switching state display LED	Red (90°)
Connection	PVC Cable /2m; 2x0.34mm ²
Wiring	
Core color:	
BN +	
BU -	
	The standard as shown in the drawing, use small fuse ≤ 2A (fast use)
Accessory(Included)	Two fixed nuts