



乐清市乐宇自动化电气有限公司

Yueqing Leyu Electric Automation Co., Ltd.

60W Single Output DIN Rail Power Supply

MDR-60 series

Features:

Universal AC input/ full range

Protections: Short circuit/ Over load/ Over voltage

Cooling by free air convection

Can be installed on DIN rail TS-35/7.5 or 15

isolation class II

LED indicator for power on

100% full load burn-in test

2 years warranty

SPECIFICATIONS				
OUTPUT				
Model	MDR-60-5	MDR-60-12	MDR-60-24	MDR-60-48
DC Voltage	5V	12V	24V	48V
Rated Current	10A	5A	2.5A	1.25A
Current Range	0-10A	0-5A	0-2.5A	0-1.25A
Rated Power	50W	60W	60W	60W
Ripple & Noise	80mVp-p	120mVp-p	150mVp-p	200mVp-p
Voltage Tolerance	±2%	±1%	±1%	±1%
Line regulation	±1.0%	±1.0%	±1.0%	±1.0%
Load regulation	±1.0%	±1.0%	±1.0%	±1.0%
Setup, Rise Time	500ms,30ms/230VAC 200ms,30ms/115VAC at full load			
Hold Up Time	50ms/230VAC 20ms/115VAC at full load			
INPUT				
Voltage Range	85~264VAC 47~63Hz; 120~370VDC			
AC Current	1.8A/115VAC 1A/ 230VAC			
Efficiency	78%	86%	88%	87%
Inrush Current	Cold start 30A/115VAC 60A/230VAC			
Leakage Current	<1mA/240VAC			
PROTECTION				
Over Load	105%~150% rated output power			
	Protection type: Constant current limiting, recovers automatically after fault condition is removed			
Over Voltage	6.25-7.25V	15.6-18V	31.2-36V	57.6-64.8V
	Protection type: Shut down o/p voltage, re-power on to recover			



乐清市乐宇自动化电气有限公司

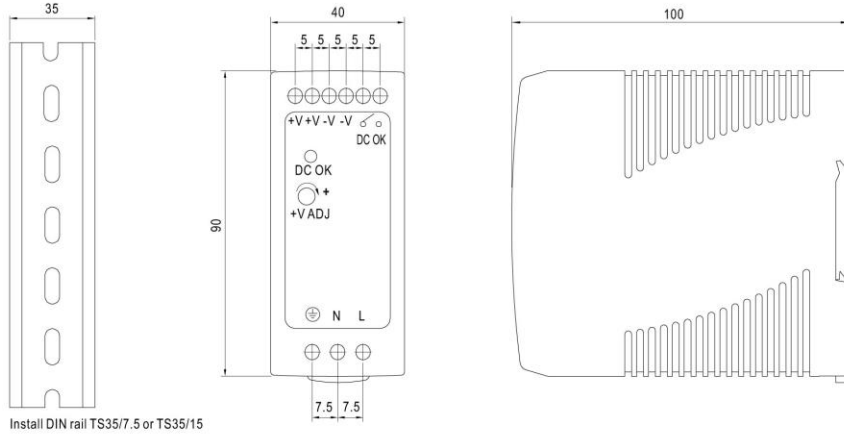
Yueqing Leyu Electric Automation Co., Ltd.

ENVIRONMENT	
Working Temp., Humidity	-20°C~+70°C; 20%~90% RH non-condensing
Storage Temp., Humidity	-40°C~+85°C; 10%~95%RH
Temp. Coefficient	±0.03%/°C(0~50°C)
Vibration	10~500Hz, 2G 10min./1cycle, period for 60min, each along X, Y, Z axes
SAFETY	
Withstand Voltage	I/P-O/P: 3KVAC I/P-FG:2KVAC O/P-FG:0.5KVAC
Isolation Resistance	I/P-O/P, I/P-FG, O/P-F/G: >100M Ohms / 500VDC/25°C/70% RH
STANDARD	
Safety Standard	Design refer to UL508, UL60950-1,TUV EN60950-1,EN50178
EMC Standard	Design refer to EN55011,EN55022,EN61000-3-2,-3,EN61000-4-2,3,4,5,6,8,11,EN55024, EN61000-6-2, EN61204-3, heavy industry level, criteria A
OTHERS	
Dimension	40*90*100mm(W*H*D)
Weight	0.33Kg
Packing	42pcs/carton/14.8kg/0.82CUFT
NOTE	
<p>1.All parameters NOT specially mentioned are measured at 230VAC input, rated load and 25°C of ambient temperature.</p> <p>2.Ripple & noise are measured at 20MHz of bandwidth by using a 12" twisted pair-wire terminated with a 0.1μ & 47μ parallel capacitor.</p> <p>3.Tolerance: includes set up tolerance, line regulation and load regulation.</p> <p>4.The power supply is considered a component which will be installed into a final equipment. The final equipment must be re-confirmed that it still meets EMC directives.</p>	

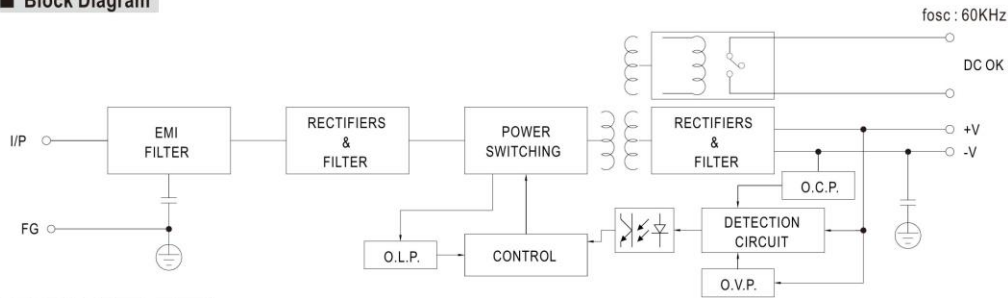
60W Single Output Industrial DIN Rail Power Supply

MDR-60 series

■ Mechanical Specification



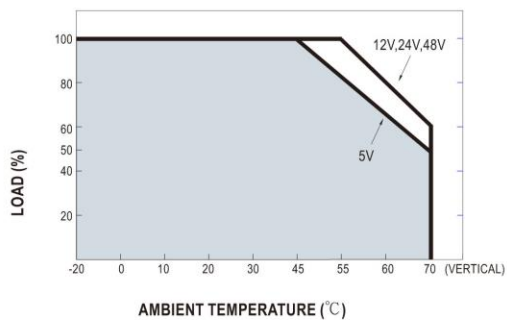
■ Block Diagram



■ DC OK Relay Contact

Contact Close	PSU turns on / DC OK.
Contact Open	PSU turns off / DC Fail.
Contact Ratings (max.)	30V/1A resistive load.

■ Derating Curve



■ Output Derating VS Input Voltage

