

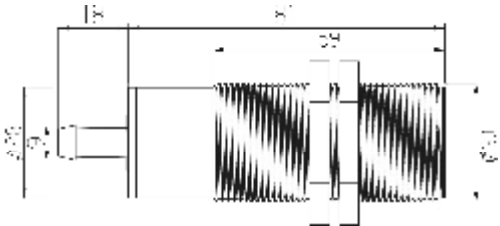
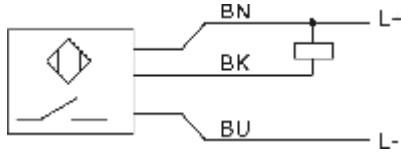


<p>CB0006</p> <p>Capacitive Proximity Sensor</p> <p>Plastic housing M30mm X1.5mm</p> <p>Cable</p> <p>Against electromagnetic interference</p> <p>Sensing range 15mm[nf]</p> <p>Adjustable 3...15mm</p> <p>Non-flush</p>	
Electric design	DC NPN
Output	NO 
Operating voltage[V]	10...36 DC
Current loading[mA]	250
Short-circuit protection	Yes
Reverse polarity protection	Yes
Overload protection	Yes
Voltage drop[V]	< 2.5
Leakage current[mA]	< 13 (24V)
Real sensing range[mm]	15 ± 10%
Operating range[mm]	0...12.1
Switch-point drift[%/Sr]	-15...15
Hysteresis[%/Sr]	1...15
Switching frequency [Hz]	40
Adjustment factors	Water=1 / Glass approx.0.4 / Ceramic approx .0.2 / PVC approx.0.2
Operating temperature [°C]	-25°C...80°C
Protection classification	IP67
Dimension	
Housing material	PBT+GF
Switching state display LED	Red
Connection	PVC-Cable /2m;3x0.34mm ²
<p>Wiring</p> <p>Core color</p> <p>BN +</p> <p>BU -</p> <p>BK Signal Line</p>	
Accessory (Included)	Fixed nut and screwdriver